



الجمعية الملكية لحماية البيئة البحرية
The Royal Marine Conservation Society
JREDS



REGIONE AUTONOMA DE SARDIGNA
REGIONE AUTONOMA DELLA SARDEGNA



مشروع ممول من
الاتحاد الأوروبي

ENI
CBCMED
التعاون عبر الحدود
في البحر الأبيض المتوسط



CROSSDEV



حقوق النشر محفوظة
المملكة الأردنية الهاشمية
رقم دائرة الإيداع لدى المكتبة الوطنية
(٢٠٢٢/٦/٢٨٢٨)

سلسلة تعلّم الحظّ العربيّ لغير الناطقين بالعربيّة
The Arabic calligraphy Learning Series for
the non Arabic speakers

خط الرقعة

1 THE REQA SCRIPT

for beginners

Prepared by teacher:
Yasser Al - Jaraba'a

Calligraphy teacher:
Ali Aljizawi

Translated by:
Maria Nasser

Arabic Calligraphy

Introduction by

Prof. Dr. Hani Hayajneh

Faculty of Archeology and Anthropology

Yarmouk University – Irbid - Jordan

Arabic calligraphy is the art of designing and producing beautiful lettering in a language that uses Arabic script. Arabic alphabet is characterized by being always cursive, which makes obtaining various geometric shapes through elongation, shortening, rounding, angling, interlocking, knotting and combination of the letters possible. The art of calligraphy is associated with Arabic decoration used to adorn mosques and palaces. It is also used in the illumination of manuscripts and books, especially copies of the Holy Quran. Due to the restrictions on depicting people and animals, especially in relation to the Holy Places and the Koran, the majority of Muslim artists were calligraphists.

Arabic calligraphy is one of the most important art forms that Islam has produced. Different cultures have influenced Arabic calligraphy. But this art movement received its finishing touches during the reign of the Ottoman Empire. It is assumed that the origin of this special art form goes back to the early days of Islam. According to Islamic understanding, practicing this art deepens a person's relationship with God, and allows for contemplating the meaning of individual Quranic texts.

This tutorial by Yasser Al-Jaraba'a and Ali Aljizawi provides a simplified way to learn the art of Riq'a script and explains how each letter is written in different positions within words. Riq'a script has unique characteristics that made it the primary choice for decoration. Today, it is an exemplar of calligraphy's power to produce new modes of artistic expression. The shape of each letter is determined by a specific number of rhombic dots that standardize their proportions in relation to each other.

Supported by :



Mohammad S. Al-Tawaha

Executive Director – The Royal Marine Conservation Society of Jordan (JREDS)

We are pleased to cooperate with the local community and to provide the required support for them as well as revealing the works of high quality which are compatible with the outcomes of “Cultural Routes for Sustainable Social and economic Development in Mediterranean (Crossdev)” project, which is being executed by our partner in Aqaba, The Royal Marine Conservation Society of Jordan (JREDS) and funded by the European Union through the ENI CBC MED Programme.

The Crossdev project focuses on the on the most important new tourism initiatives and products which may help in promoting the project’s areas as well as extending the tourists stay in addition to providing the alternatives for them and increasing the tourism competitiveness ability as well as attracting more tourists for the less known areas, and enhancing the experiences of the different cultural tracks through the creation of a tourism framework

for tourism across borders in order to enhance the policies of the sustainable tourism. Moreover, to encourage the tourism related commercial activities and to establish work plans by led the local communities. The project will also work on the increase of skills and know-how which will contribute in improving the tourism practices that benefit the economic and social development, protection of environment and cultural heritage.

Therefore, JREDS provides support for the organizations and individuals who are able to develop sustainable tourism products which focus on Aqaba cultural, historical and natural products. A number of tourism related sustainable initiatives were accomplished such as elevating the local chefs’ abilities to provide meals of seasonal tuna fish, competition of the best handicraft products by using recycled materials, Ramadan annual competition and visits to schools and local community.

This guide, teaching the Arabic calligraphy for non-Arabic speakers, as one of the tourism sustainable products which was produced and developed by some of the local community people in order to present a new tourism product for the foreign tourists which aiming to enhance the cultural side of Aqaba city through teaching the Arabic calligraphy and how to do it to foreign tourists. The program includes complete and full details on how to draw the Arabic calligraphy in a simplified and easy means.

This booklet has been produced with the financial assistance of the European Union under the ENI CBC Mediterranean Sea Basin Programme. The contents of this document are the sole responsibility of the Royal Marine Conservation Society Of Jordan (JREDS) and the authors and it cannot be regarded under any circumstances as reflecting the position of the European Union or the program management structures.

Introduction

This educational brochure in the art of Arabic calligraphy is the first of its kind in terms of the idea of composition and content ,as it aims in its objectives to convey the images of Arabic calligraphy and its geometric forms to non-Arabic speakers in the world ,as calligraphy represents a global visual art that is subject to flexibility and formation ,and it is considered an important source of heritage for others.

Globally materialistic after UNESCO recognized that in 2021 in Paris ,and the aesthetic state of calligraphy with its methods and diversity constitutes a unique case for transforming writing into a global visual art and a cultural tourism product witness to pottery ,pots ,brass ,palaces and places of worship and buildings of an Arab-Islamic character .This brochure helps the student to raise taste ,develop talents and sensitivity, through which he acquires ideals and many skills such as arrangement ,organization ,and accuracy of observation ,balance ,patience and observance of proportions.

He concluded here with the words of the Spanish international painter who said :The farthest point I wanted to reach in plastic art ,I found Arabic calligraphy that preceded me to it a long time ago.

Yasser Al - Jaraba'a



Ali Aljizawi



Definition of the Arabic calligraphy:

It is the art of designing writing in different languages that use the Arabic letters.

The Arabic writing is distinguished as being connected and linked together, which makes it capable of acquiring different geometric shapes through extension, returning, rounding, curving, intertwining, overlapping and combining.

Types of the Arabic calligraphy:

1. Naskh.
2. Nasta'liq (Persia).
3. Diwani.
4. Thuluth.
5. Reqa (Ruq'ah).
6. kufi.
7. Magrebi.
8. Jaly Diwani.

It is said in the Arabic calligraphy:
"Arabic calligraphy is a spirit geometry made by human hands"

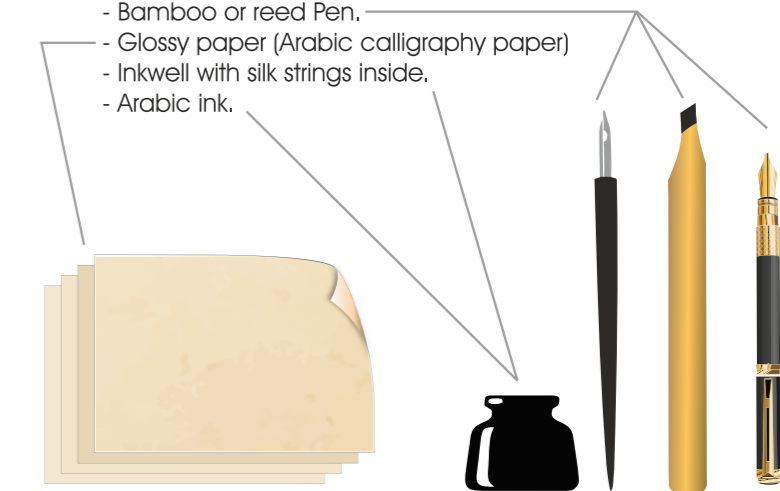
The Reqa script: [Ar Ruq'ah]

It is one of the calligraphy arts invented by the ottoman turks whose rules set out by the Consultant Mumtaz Beck during the time of Sultan Abdul Majeed Khan in the year of 1280 AH.

Probably, It is called Ruq'ah (which is Arabic for patch) because it used to be written on a patch of leather. The most famous Turks calligraphers in reqa is Muhammad Ezzat.

The Arabic calligraphy tools:

- Bamboo or reed Pen.
- Glossy paper (Arabic calligraphy paper)
- Inkwell with silk strings inside.
- Arabic ink.



- Letters that are written above the line

ا ب د ر س ص ط ف ق
ك ل ن ه ه و ل ا ي

- Letters that are written under the line

ع ع م ه ه

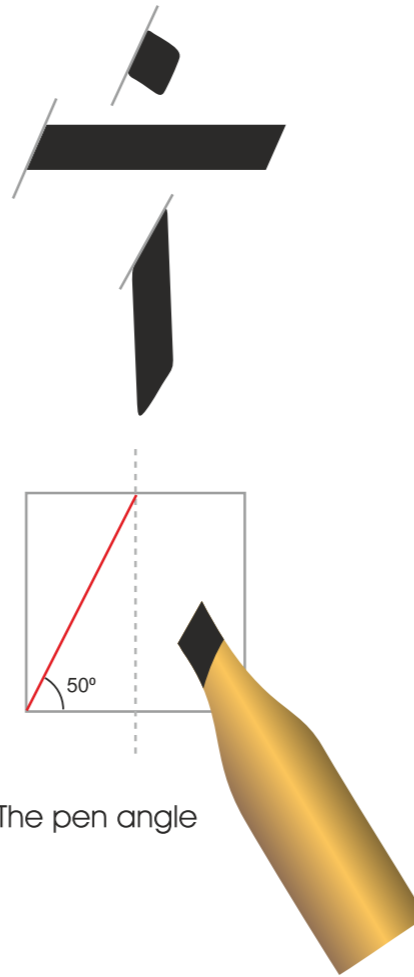
- The Riqa script diacritics

و ~ - = ه م - • و

- Numbers

٩ ٨ ٧ ٦ ٥ ٤ ٣ ٢ ١ ٠

Pen Direction

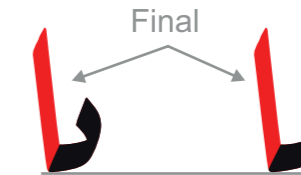


'alif Letter



Base Line

The Contextual Forms



Write over the letters using a 2 mm Pen size



bā' Letter

ت ت

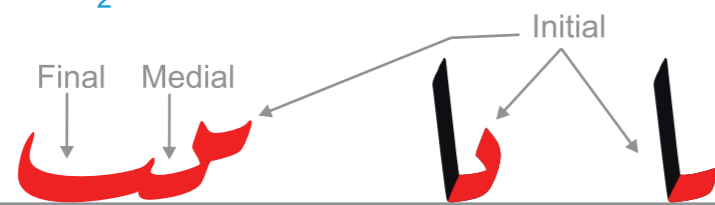
This shape forms the bā' letter by adding one dot underneath, the tā' letter by two dots above and the thā' letter by three dots above.

The Separate Form



Base Line

The Contextual Forms



Write over the letters using a 2 mm Pen size



jīm Letter

ج ج ج

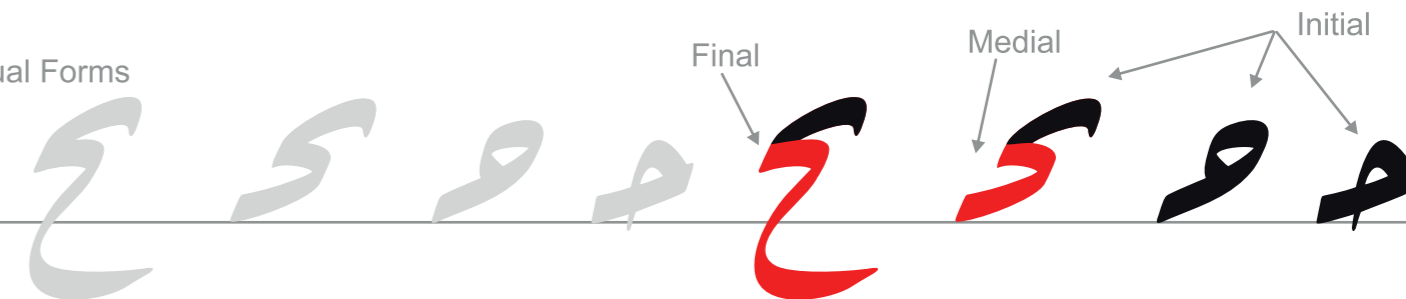
This shape forms the jīm letter by adding one dot in the middle, the khā' letter by a dot above and the ḥā' letter with no dots.

The Separate Form



Base Line

The Contextual Forms



Write over the letters using a 2 mm Pen size



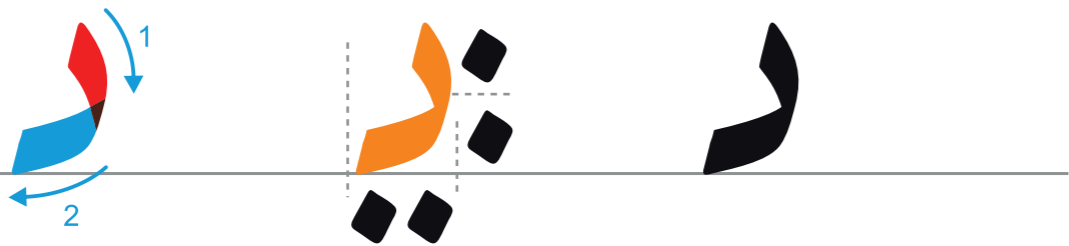
dāl Letter

ذ د

This shape forms the dāl letter. Also, it forms dhāl letter by adding a dot above.

The Separate Form

Base Line



The Contextual Forms



Write over the letters using a 2 mm Pen size



rā' Letter

ر ز

This shape forms the rā' letter and by adding a dot above it forms the Zay letter

The Separate Form

Base Line



The Contextual Forms



Write over the letters using a 2 mm Pen size

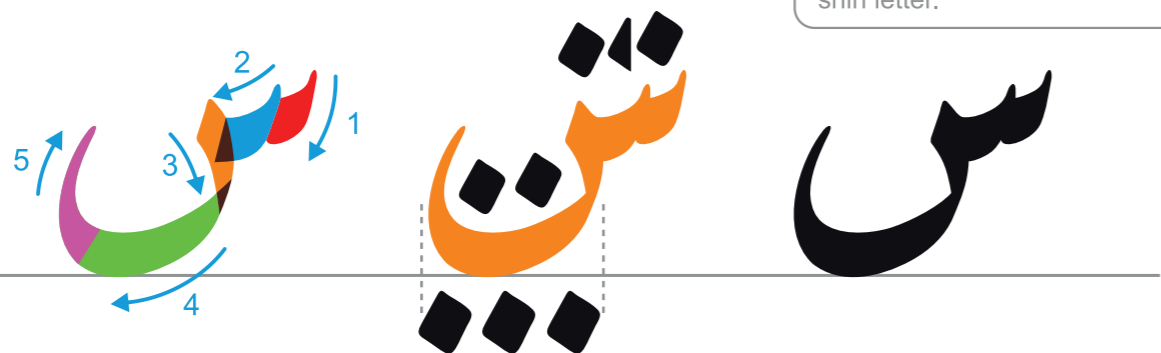


sin Letter

س س

This shape forms the sin letter and by adding three dots above, it will form the shīn letter.

The Separate Form



Base Line

The Contextual Forms



Write over the letters using a 2 mm Pen size

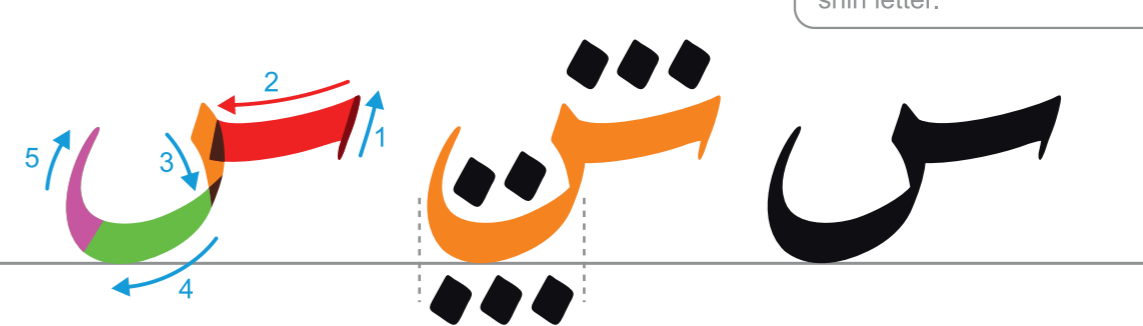


sin Letter

س س


This shape forms the sin letter and by adding three dots above, it will form the shīn letter.

The Separate Form



Base Line

The Contextual Forms



Write over the letters using a 2 mm Pen size

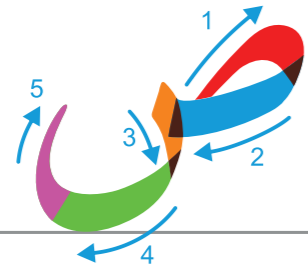


ṣād Letter

ص ص

This shape forms the ṣād letter and by adding a dot above, it becomes the ḍād letter.

The Separate Form



Base Line

The Contextual Forms



Write over the letters using a 2 mm Pen size




Dād Letter

د د

Another way to write the ḍād letter

The Separate Form



Base Line

Write over the letters using a 2 mm Pen size



ṭā' Letter

ظ ط

This shape forms the ṭā' letter and by adding a dot above, it becomes the dhā' letter.

The Separate Form



Base Line

The Contextual Forms



Write over the letters using a 2 mm Pen size



'ayn Letter

ع غ

This shape forms the 'ayn letter and by adding a dot above, it becomes the ghayn letter.

The Separate Form



Base Line

The Contextual Forms



Write over the letters using a 2 mm Pen size



fā' Letter

The Separate Form



Base Line

The Contextual Forms



Write over the letters using a 2 mm Pen size



qāf Letter

The Separate Form



Base Line

The Contextual Forms



Write over the letters using a 2 mm Pen size



kāf Letter

The Separate Form



Base Line

The Contextual Forms



Write over the letters using a 2 mm Pen size



kāf Letter

ك

Another form to write the separate kāf

The Separate Form



Base Line

The Contextual Forms

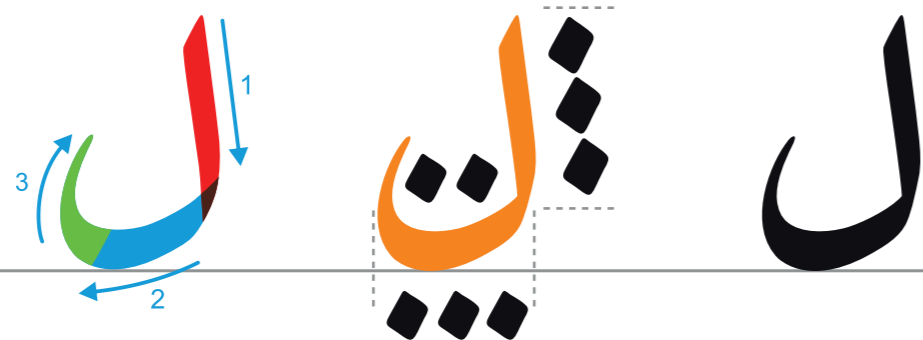


Write over the letters using a 2 mm Pen size



lām Letter

The Separate Form



Base Line

The Contextual Forms

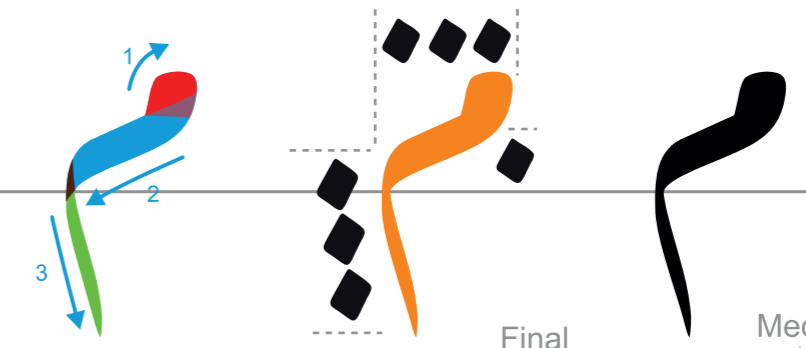


Write over the letters using a 2 mm Pen size



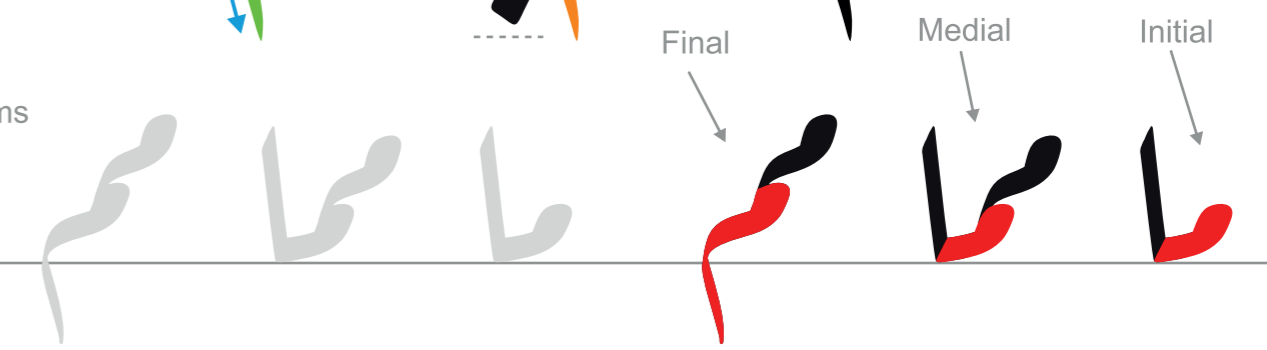
mīm Letter

The Separate Form



Base Line

The Contextual Forms

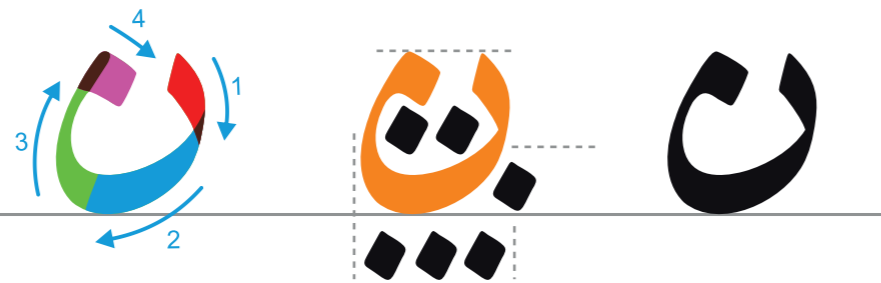


Write over the letters using a 2 mm Pen size



nūn Letter

The Separate Form



Base Line

The Contextual Forms



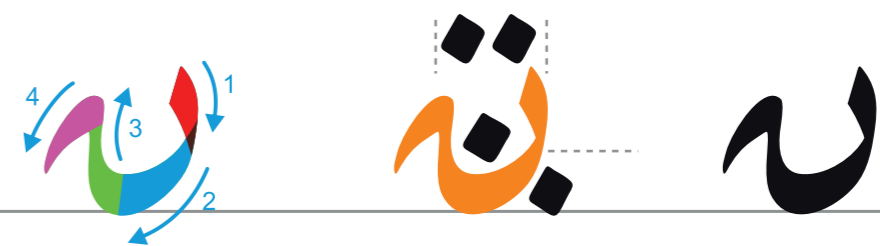
Write over the letters using a 2 mm Pen size



nūn Letter

Another form to write the nūn Letter

The Separate Form



Base Line

The Contextual Forms

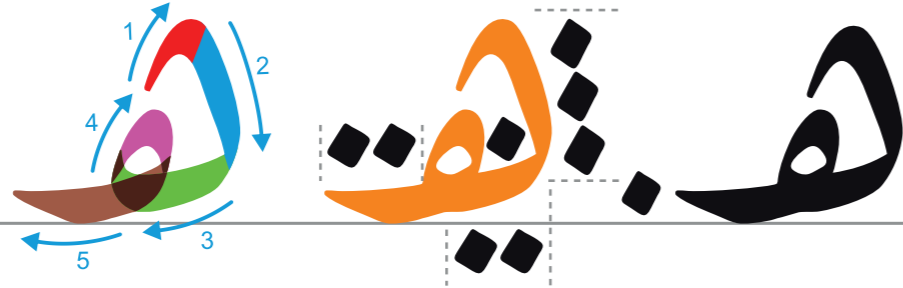


Write over the letters using a 2 mm Pen size



hā' Letter

The Separate Form



Base Line

The Contextual Forms



Write over the letters using a 2 mm Pen size



wāw Letter

The Separate Form



Base Line

The Contextual Forms

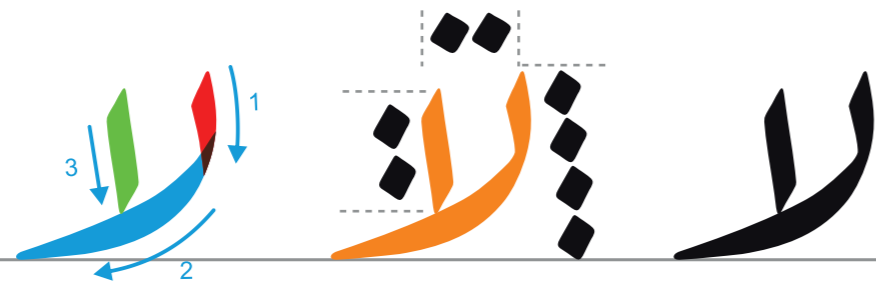


Write over the letters using a 2 mm Pen size



lām alif Letter

The Separate Form



Base Line

The Contextual Forms



Write over the letters using a 2 mm Pen size



yā' Letter

The Separate Form



Base Line

The Contextual Forms



Write over the letters using a 2 mm Pen size



Practice

For a better result, use the Pilot black Pen No. 20



'alif Letter



الخط للأزمنة كمال وللغني جمال وللفقير مال

الخط للأزمنة كمال وللغني جمال وللفقير مال

الخط للأزمنة كمال وللغني جمال وللفقير مال

bā' Letter



طوبى لمن شغلته عيبه عن عيوب الناس

طوبى لمن شغلته عيبه عن عيوب الناس

طوبى لمن شغلته عيبه عن عيوب الناس

tā' Letter



بالتأني سهل المطالب الفطرات القليلة تصنع جهوداً

بالتأني سهل المطالب الفطرات القليلة تصنع جهوداً

بالتأني سهل المطالب الفطرات القليلة تصنع جهوداً



ثبات الملك بالعدل التذير يدقرا الكثير

ثبات الملك بالعدل التذير يدقرا الكثير

ثبات الملك بالعدل التذير يدقرا الكثير



إن الله جميل يحب الجمال صداقة الجاهل تعب

إن الله جميل يحب الجمال صداقة الجاهل تعب

إن الله جميل يحب الجمال صداقة الجاهل تعب



حَبَّ الْكِفَايَةِ مِفْتَاحُ الْعِجْزَةِ شُرْفُ الْمَقَامِ بِالْمَلِكِيَّةِ

حَبَّ الْكِفَايَةِ مِفْتَاحُ الْعِجْزَةِ شُرْفُ الْمَقَامِ بِالْمَلِكِيَّةِ

حَبَّ الْكِفَايَةِ مِفْتَاحُ الْعِجْزَةِ شُرْفُ الْمَقَامِ بِالْمَلِكِيَّةِ



خَيْرُ النَّاسِ أَنْفَعُهُمْ لِلنَّاسِ خَيْرُ أَخْوَانِكَ مَعَهُ وَإِسَاكُ

خَيْرُ النَّاسِ أَنْفَعُهُمْ لِلنَّاسِ خَيْرُ أَخْوَانِكَ مَعَهُ وَإِسَاكُ

خَيْرُ النَّاسِ أَنْفَعُهُمْ لِلنَّاسِ خَيْرُ أَخْوَانِكَ مَعَهُ وَإِسَاكُ



دَلّ عَلِي الْجَمِيلِ بِجَمِيلِ أَخْرَاقِهِ دَر مَعَ الْجَوْهِ حَيْث دَار

دَلّ عَلِي الْجَمِيلِ بِجَمِيلِ أَخْرَاقِهِ دَر مَعَ الْجَوْهِ حَيْث دَار

دَلّ عَلِي الْجَمِيلِ بِجَمِيلِ أَخْرَاقِهِ دَر مَعَ الْجَوْهِ حَيْث دَار



وَسْ يَكِيهَ ذَا فَضْلٍ فَيَجْعَلُ بِفَضْلِهِ عَلِي قَوْمَهُ يَسْتَفِنُ عَنْهُ وَيَذْمُمُ

وَسْ يَكِيهَ ذَا فَضْلٍ فَيَجْعَلُ بِفَضْلِهِ عَلِي قَوْمَهُ يَسْتَفِنُ عَنْهُ وَيَذْمُمُ

وَسْ يَكِيهَ ذَا فَضْلٍ فَيَجْعَلُ بِفَضْلِهِ عَلِي قَوْمَهُ يَسْتَفِنُ عَنْهُ وَيَذْمُمُ

rā' Letter



سرور الدنيا كأهلهم النائم لا رأي لمن انفرد برأيه

سرور الدنيا كأهلهم النائم لا رأي لمن انفرد برأيه

سرور الدنيا كأهلهم النائم لا رأي لمن انفرد برأيه

zay Letter



لا تجزع لضيق الرزق أبداً يُرزق بعصفور من بين النور

لا تجزع لضيق الرزق أبداً يُرزق بعصفور من بين النور

لا تجزع لضيق الرزق أبداً يُرزق بعصفور من بين النور



أكرم الناس أسرهم مودة العبد من وعظ نفسه

أكرم الناس أسرهم مودة العبد من وعظ نفسه

أكرم الناس أسرهم مودة العبد من وعظ نفسه



فلاح الميثة في الفلاحة قرب الأشرار مضرة

فلاح الميثة في الفلاحة قرب الأشرار مضرة

فلاح الميثة في الفلاحة قرب الأشرار مضرة



صدر العاقل صندون سره صدقة الجاهل نعب

صدر العاقل صندون سره صدقة الجاهل نعب

صدر العاقل صندون سره صدقة الجاهل نعب



وس يكره ذا فضل فيجمل بفضل علي قومه يستغن عنه ويدم

وس يكره ذا فضل فيجمل بفضل علي قومه يستغن عنه ويدم

وس يكره ذا فضل فيجمل بفضل علي قومه يستغن عنه ويدم

tā' Letter



بحسب الأضواء يطيب العيش

الطبع غلب الطبع

بحسب الأضواء يطيب العيش

الطبع غلب الطبع

بحسب الأضواء يطيب العيش

الطبع غلب الطبع

dhā' Letter



ظلم الضعيف أفسد الظلم

العبد من وعظ نفسه

ظلم الضعيف أفسد الظلم

العبد من وعظ نفسه

ظلم الضعيف أفسد الظلم

العبد من وعظ نفسه

'ayn Letter

ع

واعلم بأن الله يعلم نظرة العين وخائنة الصدور

واعلم بأن الله يعلم نظرة العين وخائنة الصدور

واعلم بأن الله يعلم نظرة العين وخائنة الصدور

ghayn letter

غ

الشقي من جمع لغيره إذا ازداد الغرور نقص السرور

الشقي من جمع لغيره إذا ازداد الغرور نقص السرور

الشقي من جمع لغيره إذا ازداد الغرور نقص السرور



فراع المعية في الفلاحة فاز من سلم من شرف

فراع المعية في الفلاحة فاز من سلم من شرف

فراع المعية في الفلاحة فاز من سلم من شرف



صدر العاقل صندوق سره القطرات القليلة تصنع جدولاً

صدر العاقل صندوق سره القطرات القليلة تصنع جدولاً

صدر العاقل صندوق سره القطرات القليلة تصنع جدولاً

أكرم الناس أسرهم مودة خيرا فخوانك مه واساك

أكرم الناس أسرهم مودة خيرا فخوانك مه واساك

أكرم الناس أسرهم مودة خيرا فخوانك مه واساك

لا رأي لمن انفرد برأيه خيرا الكلام ما قل ودلّ

لا رأي لمن انفرد برأيه خيرا الكلام ما قل ودلّ

لا رأي لمن انفرد برأيه خيرا الكلام ما قل ودلّ

mīm Letter

م

الفضب مفتاح كل شر سرور الدنيا كأهلهم النائم

الفضب مفتاح كل شر سرور الدنيا كأهلهم النائم

الفضب مفتاح كل شر سرور الدنيا كأهلهم النائم

nūn Letter

ن

وما نيل المطالب بالتعني ولكن تؤخذ الدنيا غلاباً

وما نيل المطالب بالتعني ولكن تؤخذ الدنيا غلاباً

وما نيل المطالب بالتعني ولكن تؤخذ الدنيا غلاباً

hā' Letter



هلاک من اُتبع هواه صدقة الجاهل تعب

هلاک من اُتبع هواه صدقة الجاهل تعب

هلاک من اُتبع هواه صدقة الجاهل تعب

wāw Letter



إذا ازداد الغرور نقص السرور

إذا ازداد الغرور نقص السرور

إذا ازداد الغرور نقص السرور



فروع المعية في الفلاحة قرب الأشرار مضرة

فروع المعية في الفلاحة قرب الأشرار مضرة

فروع المعية في الفلاحة قرب الأشرار مضرة



السقي من جمع لغيره التبذير يدقرا الكثير

السقي من جمع لغيره التبذير يدقرا الكثير

السقي من جمع لغيره التبذير يدقرا الكثير

- Letters that are written above the line

ا ب د ر س ص ط ف و
ك ل ن ه ه و ل ا ي

- Letters that are written under the line

ع ع م هـ

- The Riqā script diacritics

و ٠ ١ ٢ ٣ ٤ ٥ ٦ ٧ ٨ ٩

- Numbers

٩ ٨ ٧ ٦ ٥ ٤ ٣ ٢ ١ ٠

Write:

- Letters that are written above the line

ا ب د ر س ص ط ف و
ك ل ن ه ه و ل ا ي

- Letters that are written under the line

ع ع م هـ

- The Riqā script diacritics

و ٠ ١ ٢ ٣ ٤ ٥ ٦ ٧ ٨ ٩

- Numbers

٩ ٨ ٧ ٦ ٥ ٤ ٣ ٢ ١ ٠